

GENERAL MOBILE

GM 21 Pro

QUICK START GUIDE

Introducing GM 21 Pro

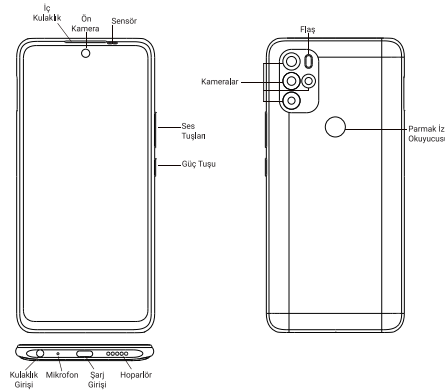
General Mobile GM 21 Pro runs Android™, which comes with new apps such as Google, YouTube and more. It gets updates given by General Mobile. That means you get new features, the most apps, beautiful design and built-in security on a phone that's fast and responsive.

General Mobile GM 21 Pro phones also have the best Google apps built in, you can download thousands of games on Google Play.

The term 'device' refers to the product and its battery, charger, the items supplied with the product and any General Mobile approved accessories used with the product.

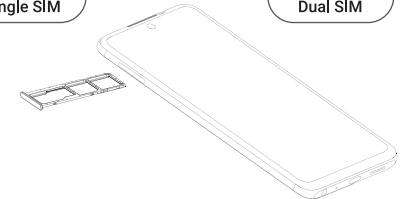
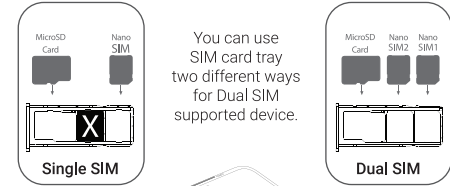
Installing device

Turning the device on and off: Press and hold the Power button for 3 seconds to turn on the device.



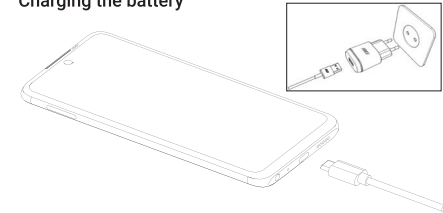
Installing the SIM or MicroSD card

Insert the nano - SIM card provided by the mobile telephone service provider. Insert the SIM card tray back into the SIM card tray slot. Ensure that the ejection pin is perpendicular to the hole.



Only nano-SIM cards work with the device. Otherwise, device may be damaged.

Charging the battery



Use only General Mobile approved chargers, batteries, and Type-C cables. Unapproved chargers or cables can cause the battery to explode or damage the device. Connect the Type-C cable to the USB power adaptor and then plug the end of the Type-C cable into the multipurpose jack.



Technical Specifications

Dimensions	165.24x76.95x8.99mm
Network	4.5G LTE, Cat7, 300/150Mbps
LTE Bands	FDD: 1(2100), 2(1900), 3(1800), 5(850), 7(2600), 8(900), 20(800) TDD: 38(2600), 40(2300)
Display	6.67" FHD+ (1080x2400px) 20:9 Punch Hole Display
Processor	Mediatek MT6785, Octa-Core, up to 2.0GHz
Operating System	Android
Camera	Rear:48MP+5MP+ 2MP+ 2MP with Flash, Selfie: 16MP
Connection	Wi-Fi 802.11 a/b/g/n/ac Bluetooth v5.0, A2DP, LE
Battery	5000mAh
FM Radio	Yes
Fingerprint	Yes

More information



For device informations, user manual, easy use videos and see more, please touch GM Assistant application on your device.

This device complies with the R&TTE Directive 2014/53/EU issued by the Commission of the European Community.

A minimum separation distance of 0.5 cm must be maintained between the user's body and the device, including the antenna during body-worn operation to comply with the RF exposure requirements in Europe. To compliance with RF Exposure requirements in Europe, third-party belt-clips, holsters or similar accessories used by this device should not contain any metallic components. The use of accessories that do not satisfy these requirements may not comply with RF exposure requirements, and should be avoided.

Correct disposal of this product



This marking on the product, accessories or literature indicates that the product and its electronic accessories (e.g. charger, headset, USB cable) should not be disposed of with other household waste.

Correct disposal of batteries in this product



The marking on the battery, manual or packaging indicates that the battery in this product should not be disposed of with other household waste. The battery incorporated in this product is not user replaceable.

Protect your hearing when using a headset



To prevent possible hearing damage when using a headset, do not listen to sound at high volume for long periods.

Safety information

Please read this important safety information before you use the device. It contains general safety information for devices and may include content that does not apply to your device. Follow the warning and caution information to prevent injury to yourself or others and to prevent damage to your device.

WARNING

Failure to comply with safety warnings and regulations can cause serious injury or death.

- Do not use damaged power cords or plugs, or loose electrical sockets.
- Do not touch the device, the charger or its cables, or the electric socket using wet hands or other wet body parts.
- Do not bend or damage the power cord.
- Do not use your device while it is charging or touch your device with wet hands.
- Do not directly connect together the charger's positive and negative terminals.
- Do not use your device outdoor during a thunderstorm.
- Protect the device, battery and charger from damage.

- Protect the device, battery and charger from damage.
- Do not carry your device in your back pockets or on your waist.
- Do not drop or cause an impact to the charger or the device.
- Do not store your device near or in heaters, microwaves, hot cooking equipment, or high pressure containers.
- Do not use or store your device in areas with high concentrations of dust or airborne materials.
- Prevent the multipurpose jack and the small end of the charger from contact with conductive materials, such as liquids, dust, metal powders, and pencil leads.
- Do not bite or suck the device or the battery.
- Do not insert the device or supplied accessories into the eyes, ears, or mouth.
- Do not handle a damaged or leaking battery.

Caution: Risk of explosion if battery is replaced by an incorrect type. Dispose of used batteries according to the instructions.

Specific Absorption Rate (SAR) certification information

SAR This device meets international guideline for exposure to radio waves. Your mobile is designed not to exceed the limits for exposure to radio waves recommended by international guidelines. The radio wave exposure guidelines use a unit of measurement known as the Specific Absorption Rate, or SAR. The SAR limit for mobile devices is 2.0W/Kg. The highest SAR values are 0.320W/kg for head, and 1.270W/kg for body-worn.